



Wooden windows

IV 68 Retro

Inward opening windows



🇬🇧 The IV 68 Retro system is designed for customers who value beauty and delicacy.

The Retro system looks like the nineteenth century windows and at the same time uses the woodwork of high-parameter insulation and airtightness.








With its delicate lines of grooves and very thin muntin bars, Retro is confusingly similar to windows that can be met in the Art Nouveau villas and townhouses. With its aesthetic advantages the Retro profile system is used in historic buildings and emerging residences.




IV 68 Retro

Inward opening windows

TECHNICAL DATA

	Material	Engineered fingerjointed pine, selected pine, meranti, oak, other on request, laminated.
U_w	U_w value	1.3 W/m ² K (for test size window 1230x1480mm)
	Glazing package, U_g value	26mm (4-18-4), U _g = 1,1 W/m ² K Glass package may be modified.
	Air permeability	Class 3
	Watertightness	Class 3A
	Wind load	Class C3
	Fittings	Roto NT; Siegenia Titan VV
	Surface treatment	Transparent colours based on current colour chart. Opaque colours based on RAL and NCS charts.

DIMENSIONAL RANGE

 Hinge type	Min frame width	Max frame width	Min frame height	Max frame height	
				Windows	French door
Standard	450	1521	450	2450	
Concealed	572	1521	416	2450	
Power hinge	-	1300	-	3100	